

Activity Booklet

Once Upon a Sign

The New

Little Red Riding Hood

in American Sign Language



Activity Booklet Instructions



The *Little Red Riding Hood* Activity Booklet uses characters and vocabulary from the *Once Upon a Sign* video *The Little Red Riding Hood*. The booklet contains 12 different activities/worksheets to help enhance fun and increase learning for young viewers of this updated tale, performed in American Sign Language (ASL).

WHAT IS ASL?

ASL is a language used for over two centuries by Deaf people in the United States and Canada. With every passing day, children at home, in daycare centers, and in classrooms are learning ASL from their parents, caretakers, and teachers.

DEPARTMENTS OF EDUCATION RECOGNIZE ASL

Now, states like California have Common Core Curriculum for Kindergarteners that includes teaching about ASL and the culture of Deaf people!

ASL FOSTERS EARLY LANGUAGE ACQUISITION AND LITERACY

ASL has healthy benefits for young children between the ages of 1–3 including building language pathways in the brain, which accelerates the child's language comprehension. With this language acceleration, the child develops reading comprehension with a larger vocabulary at a younger age.

DIRECTIONS FOR THE ASL FOLDER

The following two pages are meant to be a front and back cover for kids' ASL Folders. Print the pages out to glue on a folder or manila envelope that will hold the completed worksheets. The DawnSignKids logo page is the front, and there is space for students to add their name to the folder. On the back of the folder, glue the American Manual Alphabet as a guide for children to identify fingerspelled letters while working on the activities.



Once Upon a Sign is a series of classic children's stories re-created with modern themes and performed entirely in ASL. With voice-over and English or Spanish subtitles, the videos are accessible and fun, and can be used in a variety of ways from simple entertainment to comparing the ASL version of the stories to the classic tales. The seven titles in the series are ***Jack and the Beanstalk*, *Little Red Riding Hood*, *The Magic Mirror*, *The Stone Soup*, *Goldilocks and the Three Bears*, *Three Little Pigs* and *The Boy Who Cried Wolf*.**

You can read more about the series, each story, and view trailers at
www.dawnsign.com/once-upon-a-sign.

DawnSignPress creates, develops, and publishes quality American Sign Language and Deaf culture-related videos and books. For over 35 years DawnSignPress has created quality ASL children's materials, including literature that features ASL.



ASL Folder

(Your Name)



DAWN·SIGN ·KIDS.

The American Manual Alphabet



Little Red Riding Hood Character Masks



INSTRUCTIONS:

Cut out each mask and the eye holes. Attach popsicle sticks or attach strings to each side of the masks. Great for role play, story retelling, and creative fun.



LITTLE RED



GRANDMOTHER



WOLF



PARK RANGER

Little Red Riding Hood

Little Red Mask



INSTRUCTIONS:

Cut out the mask and eye holes. Attach the mask to a popsicle stick or attach strings to each side of the mask. Great for role play, story retelling, and creative fun.



Little Red Riding Hood GRANDMOTHER MASK



INSTRUCTIONS:

Cut out the mask and eye holes. Attach the mask to a popsicle stick or attach strings to each side of the mask. Great for role play, story retelling, and creative fun.




Little Red Riding Hood PARK RANGER MASK



INSTRUCTIONS:

Cut out the mask and eye holes. Attach the mask to a popsicle stick or attach strings to each side of the mask. Great for role play, story retelling, and creative fun.



Little Red Riding Hood WOLF MASK



INSTRUCTIONS:

Cut out the mask and eye holes. Attach the mask to a popsicle stick or attach strings to each side of the mask. Great for role play, story retelling, and creative fun.




NAME: _____

Little Red Riding Hood Maze



INSTRUCTIONS:

Help Little Red Riding Hood find her Grandma!




NAME : _____



Little Red Riding Hood Find The Difference

INSTRUCTIONS:

Can you find 5 differences in the two pictures of Little Red Riding Hood?



Little Red Riding Hood

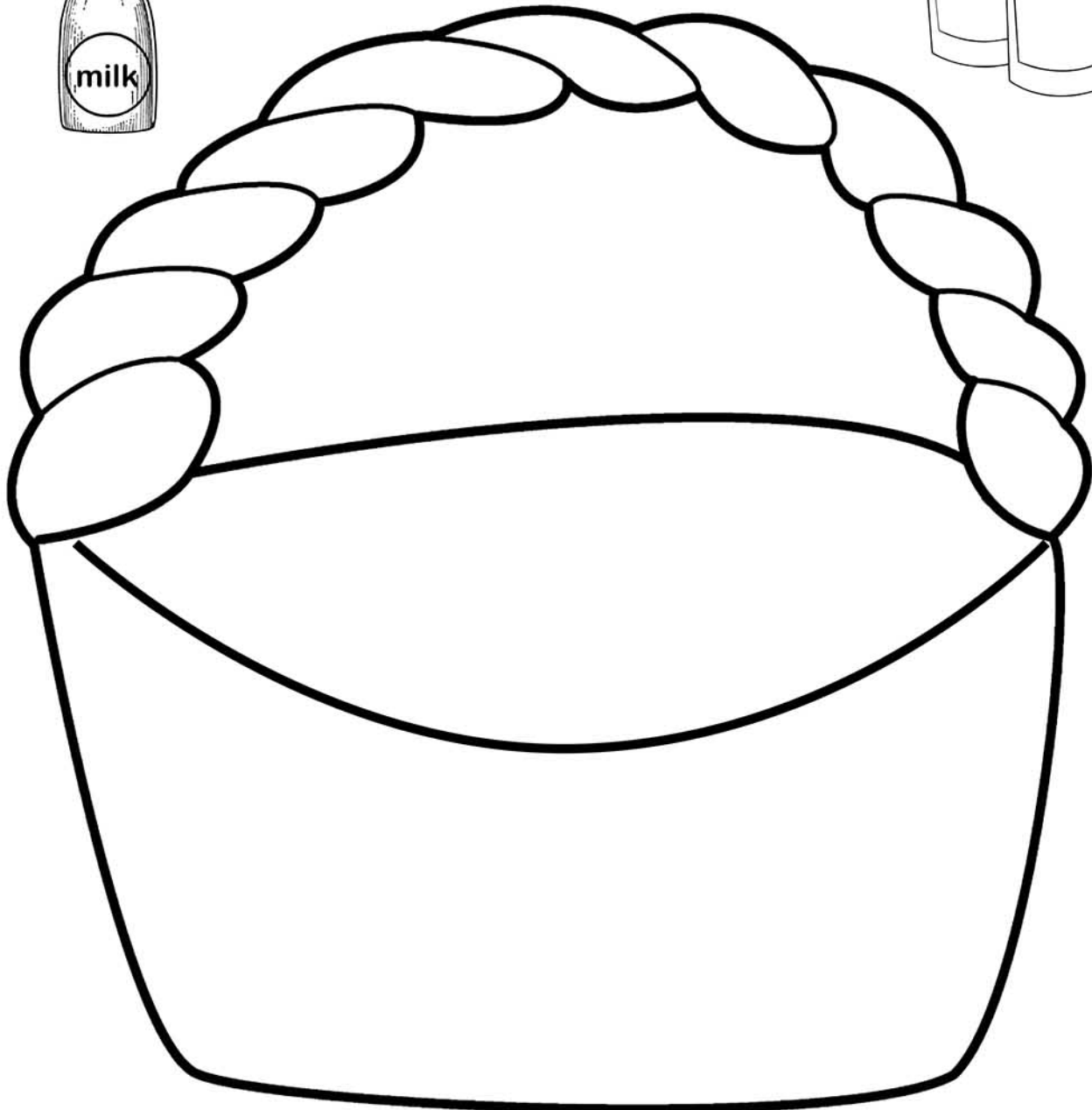

FILL THE BAG



INSTRUCTIONS:

Fill Little Red's bag by drawing food Grandma would like!

Here are some suggestions:

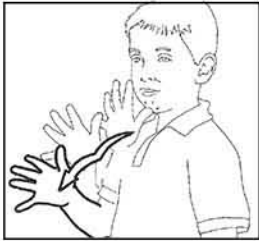


NAME: _____

Little Red Riding Hood

INSTRUCTIONS:

Match the vocabulary to the correct The Little Red Riding Hood photos.



grandmother



girl



wolf



mother



bed



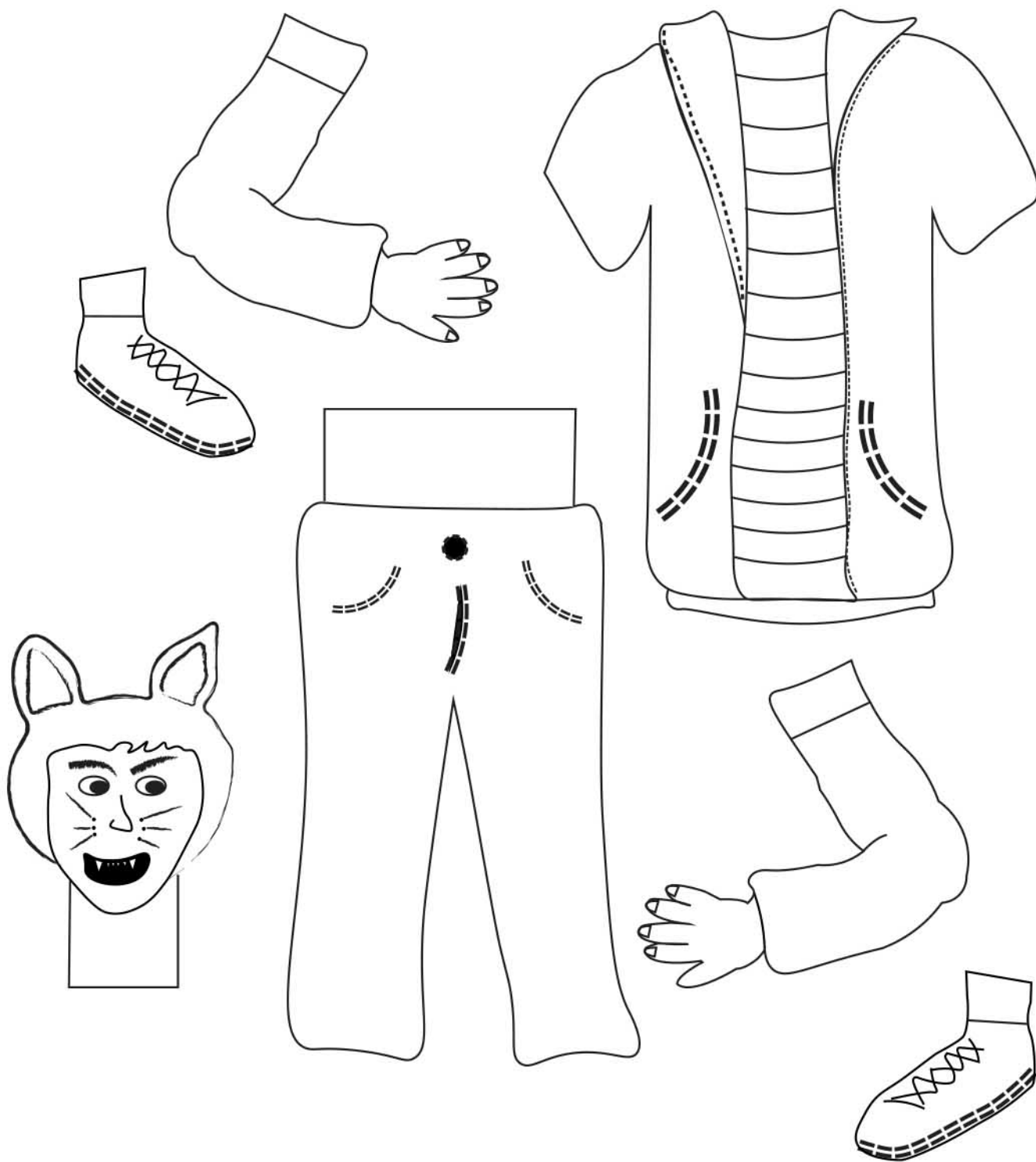
NAME: _____



Little Red Riding Hood

INSTRUCTIONS:

Color and cut out the picture of the wolf. Glue the pieces of the wolf together on one page.



NAME: _____

Little Red Riding Hood ASL & English Match



INSTRUCTIONS:

Draw a line from the English word on the left to the matching fingerspelled ASL word on the right.

grandmother



little



red



wolf



cookies



sick



milk



NAME: _____

Little Red Riding Hood Wordsearch



INSTRUCTIONS:

Search for the words provided below in the wordsearch.

R	E	D	P	W	O	L	F	Q	E	C
W	T	A	G	I	C	R	I	J	A	A
E	O	P	M	O	T	H	E	R	O	R
L	N	K	S	I	C	K	L	E	T	E
L	E	C	O	O	K	I	E	S	H	F
A	M	I	L	K	I	C	Z	Y	T	U
R	S	A	F	E	E	E	D	S	N	L
R	R	H	T	A	F	Z	Y	L	H	N
O	D	A	Q	L	I	T	T	L	E	X
G	R	A	N	D	M	O	T	H	E	R
J	J	Y	R	E	X	Z	B	M	D	Y

~~MOTHER~~ - GRANDMOTHER - LITTLE - RED - WOLF

COOKIES - CAREFUL - SICK - MILK - WELL - SAFE


NAME: _____



Little Red Riding Hood Wordsearch

INSTRUCTIONS:

Search for the words provided below in the wordsearch.



MOTHER - GRANDMOTHER - LITTLE - RED - WOLF

COOKIES - CAREFUL - SICK - MILK - WELL - SAFE

NAME: _____



Little Red Riding Hood

What Happens Next?

INSTRUCTIONS:

Place a number under each picture to show what happened in the story 1st, 2nd, etc.



NAME: _____




Little Red Riding Hood Coloring Activities

INSTRUCTIONS:

The coloring pages that follow use ASL signs from Little Red Riding Hood. Each page has the ASL sign, a place to practice spelling with ASL and English, and a picture. You can also play a matching game by cutting the pages into sections to match signs, fingerspelling and pictures.




wolf



walk



bed



window




hide



house





<u>w</u> <u>o</u> <u>l</u> <u>f</u>






waik

— — — —






bed

— — —






window





hide





NAME: _____



Little Red Riding Hood ASL & English Mat

INSTRUCTIONS:

After printing out the mat, laminate it.
Use it as a place mat during snack and meal time.

Little Red Riding Hood Fun Signs



Mother



Grandmother



Wolf



Careful



Safe



Cookies



Milk

Little Red Riding Hood Fun Signs



Mother



Grandmother



Wolf



Careful



Safe



Cookies



Milk