

Activity Booklet

Once Upon a Sign The Magic Mirror in American Sign Language



DAWN · SIGN
· KIDS ·

Activity Booklet Instructions



The Magic Mirror Activity Booklet uses characters and vocabulary from the *Once Upon a Sign* video *The Magic Mirror*. The booklet contains 11 different activities to help enhance fun and increase learning for young viewers of this updated fairy tale, performed in American Sign Language (ASL).

WHAT IS ASL?

ASL is a language used for over two centuries by Deaf people in the United States and Canada. With every passing day, children at home, in daycare centers, and in classrooms are learning ASL from their parents, caretakers, and teachers.

DEPARTMENTS OF EDUCATION RECOGNIZE ASL

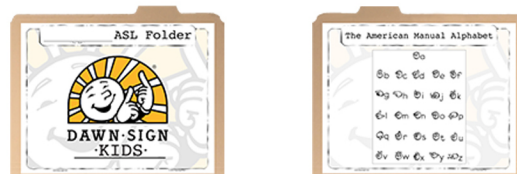
Now, states like California have Common Core Curriculum for Kindergarteners that includes teaching about ASL and the culture of Deaf people!

ASL FOSTERS EARLY LANGUAGE ACQUISITION AND LITERACY

ASL has healthy benefits for young children between the ages of 1–3 including building language pathways in the brain, which accelerates the child's language comprehension. With this language acceleration, the child develops reading comprehension with a larger vocabulary at a younger age.

DIRECTIONS FOR THE ASL FOLDER

The following two pages are meant to be a front and back cover for kids' ASL Folders. Print the pages out to glue on a folder or manila envelope that will hold the completed worksheets. The DawnSignKids logo page is the front, and there is space for students to add their name to the folder. On the back of the folder, glue the American Manual Alphabet as a guide for children to identify fingerspelled letters while working on the activities.



Once Upon a Sign is a series of classic children's stories re-created with modern themes and performed entirely in ASL. With voice-over and English or Spanish subtitles, the videos are accessible and fun, and can be used in a variety of ways from simple entertainment to comparing the ASL version of the stories to the classic tales. The seven titles in the series are ***Jack and the Beanstalk*, *Goldilocks and the Three Bears*, *Little Red Riding Hood*, *The Magic Mirror*, *The Stone Soup*, *Three Little Pigs* and *The Boy Who Cried Wolf*.**

You can read more about the series, each story, and view trailers at www.dawnsign.com/once-upon-a-sign.

DawnSignPress creates, develops, and publishes quality American Sign Language and Deaf culture-related videos and books. For over 35 years DawnSignPress has created quality ASL children's materials, including literature that features ASL.




ASL Folder

(Your Name)



DAWN·SIGN ·KIDS.

The American Manual Alphabet



The Magic Mirror Character Masks



INSTRUCTIONS:

Cut out each mask and the eye holes. Attach popsicle sticks or attach strings to each side of the masks. Great for role play, story retelling, and creative fun.



ALICE



SPARKLES



MOTHER



OLD SPARKLES

The Magic Mirror Alice Mask



INSTRUCTIONS:

Cut out the mask and eye holes. Attach the mask to a popsicle stick or attach strings to each side of the mask. Great for role play, story retelling, and creative fun.



The Magic Mirror Sparkles Mask



INSTRUCTIONS:

Cut out the mask and eye holes. Attach the mask to a popsicle stick or attach strings to each side of the mask. Great for role play, story retelling, and creative fun.



The Magic Mirror

Alice Cogswell Mother Mask



INSTRUCTIONS:

Cut out the mask and eye holes. Attach the mask to a popsicle stick or attach strings to each side of the mask. Great for role play, story retelling, and creative fun.



The Magic Mirror Old Sparkles Mask



INSTRUCTIONS:

Cut out the mask and eye holes. Attach the mask to a popsicle stick or attach strings to each side of the mask. Great for role play, story retelling, and creative fun.




NAME: _____

The Magic Mirror Maze



INSTRUCTIONS:

Help Alice Cogswell find her Magic Mirror and Sparkles!



NAME : _____

The Magic Mirror Self-Portrait Activity



INSTRUCTIONS:

When you look at yourself in the mirror, what do you see?

Write one magic word about yourself below. Draw your picture in the magic mirror.

The magic word that describes me is



NAME: _____

The Magic Mirror



INSTRUCTIONS:

Match the English word to the correct ASL sign from "The Magic Mirror".

queen



magic

mirror

talent

show

believe



NAME: _____

The Magic Mirror



INSTRUCTIONS:

Match the English word to the correct ASL sign from "The Magic Mirror".


brave

poem

try

succeed

sparkle



NAME: _____




The Magic Mirror

Alice Cogswell ASL Poem

INSTRUCTIONS:

Complete Alice's poem by adding what she signed during her performance to the tree.



1. —FROG—

2. _____

3. _____

4. _____

5. _____

6. _____

7. _____

8. _____

9. _____


10. _____

The Magic Mirror



INSTRUCTIONS:

My name is Sparkles. I love mirrors because they help me find myself. If you put my picture below against a mirror, I will become complete! Please help me by drawing my other half. Then color my picture. Please don't forget to color my outfit PURPLE! Remember that you don't have to be perfect. Thank you!



NAME: _____

The Magic Mirror

ASL & English Match



INSTRUCTIONS:

Draw a line from the English word on the left to the matching fingerspelled ASL word on the right.

brave



queen



believe



try



sparkle



mirror



poem



NAME: _____

The Magic Mirror Wordsearch



INSTRUCTIONS:

Search for the words provided below in the wordsearch.

R	T	I	P	G	B	V	E	Q	W	X
W	M	I	R	R	O	R	I	J	Y	D
T	P	P	B	R	A	V	E	D	C	V
J	O	S	P	A	R	K	L	E	U	N
S	E	E	T	A	L	E	N	T	R	K
H	M	M	A	G	I	C	T	R	Y	L
O	S	U	C	C	E	E	D	S	N	O
W	W	H	T	A	T	Z	Y	L	H	F
V	O	A	Q	U	E	E	N	O	Q	S
C	B	E	L	I	E	V	E	W	C	V
J	J	Y	R	E	X	Z	B	M	P	U

~~BRAVE~~ - POEM - SUCCEED - SPARKLE - QUEEN

MAGIC - MIRROR - TALENT - SHOW - BELIEVE


NAME: _____



The Magic Mirror Fingerspelling Search

INSTRUCTIONS:

Search for the words provided below in the wordsearch.



~~BRAVE~~ - MAGIC - POEM - SUCCEED - SPARKLE - QUEEN

MIRROR - TALENT - SHOW - BELIEVE


The Magic Mirror ASL & English Mat



INSTRUCTIONS:

After printing out the mat, laminate it.
Use it as a place mat during snack and meal time.

The Magic Mirror in American Sign Language



Magic



Brave



Sparkle




Mirror



Try



Poem



Succeed




Show

The Magic Mirror


in
American Sign Language




Magic




Brave



Sparkle



Mirror



Try



Poem



Succeed



Show