

Activity Booklet

Once Upon a Sign

The New

The Boy Who Cried Wolf
in American Sign Language



DAWN · SIGN
· KIDS ·

Activity Booklet Instructions



This *The Boy Who Cried Wolf* Activity Booklet uses characters and vocabulary from the *Once Upon a Sign* video *The Boy Who Cried Wolf*. The booklet contains 14 different activities to help enhance fun and increase learning for young viewers of this updated fairy tale, performed in American Sign Language (ASL).

WHAT IS ASL?

ASL is a language used for over two centuries by Deaf people in the United States and Canada. With every passing day, children at home, in daycare centers, and in classrooms are learning ASL from their parents, caretakers, and teachers.

DEPARTMENTS OF EDUCATION RECOGNIZE ASL

Now, states like California have Common Core Curriculum for Kindergarteners that includes teaching about ASL and the culture of Deaf people!

ASL FOSTERS EARLY LANGUAGE ACQUISITION AND LITERACY

ASL has healthy benefits for young children between the ages of 1–3 including building language pathways in the brain, which accelerates the child's language comprehension. With this language acceleration, the child develops reading comprehension with a larger vocabulary at a younger age.

DIRECTIONS FOR THE ASL FOLDER

The following two pages are meant to be a front and back cover for kids' ASL Folders. Print the pages out to glue on a folder or a manila envelope that will hold the completed worksheets. The DawnSignKids logo page is the front, and there is space for students to add their name to the folder. On the back of the folder, glue the American Manual Alphabet as a guide for children to identify fingerspelled letters while working on the activities.



Once Upon a Sign is a series of classic children's stories re-created with modern themes and performed entirely in ASL. With voice-over and English or Spanish subtitles, the videos are accessible and fun, and can be used in a variety of ways from simple entertainment to comparing the ASL version of the stories to the classic tales. The seven titles in the series are ***Goldilocks and the Three Bears*, *Little Red Riding Hood*, *Jack and the Beanstalk*, *The Magic Mirror*, *The Stone Soup*, *Three Little Pigs* and *The Boy Who Cried Wolf*.**

You can read more about the series, each story, and view trailers at www.dawnsign.com/series/details/once-upon-a-sign.

DawnSignPress creates, develops, and publishes quality American Sign Language and Deaf culture-related videos and books. For over 35 years DawnSignPress has created quality ASL children's materials, including literature that features ASL.



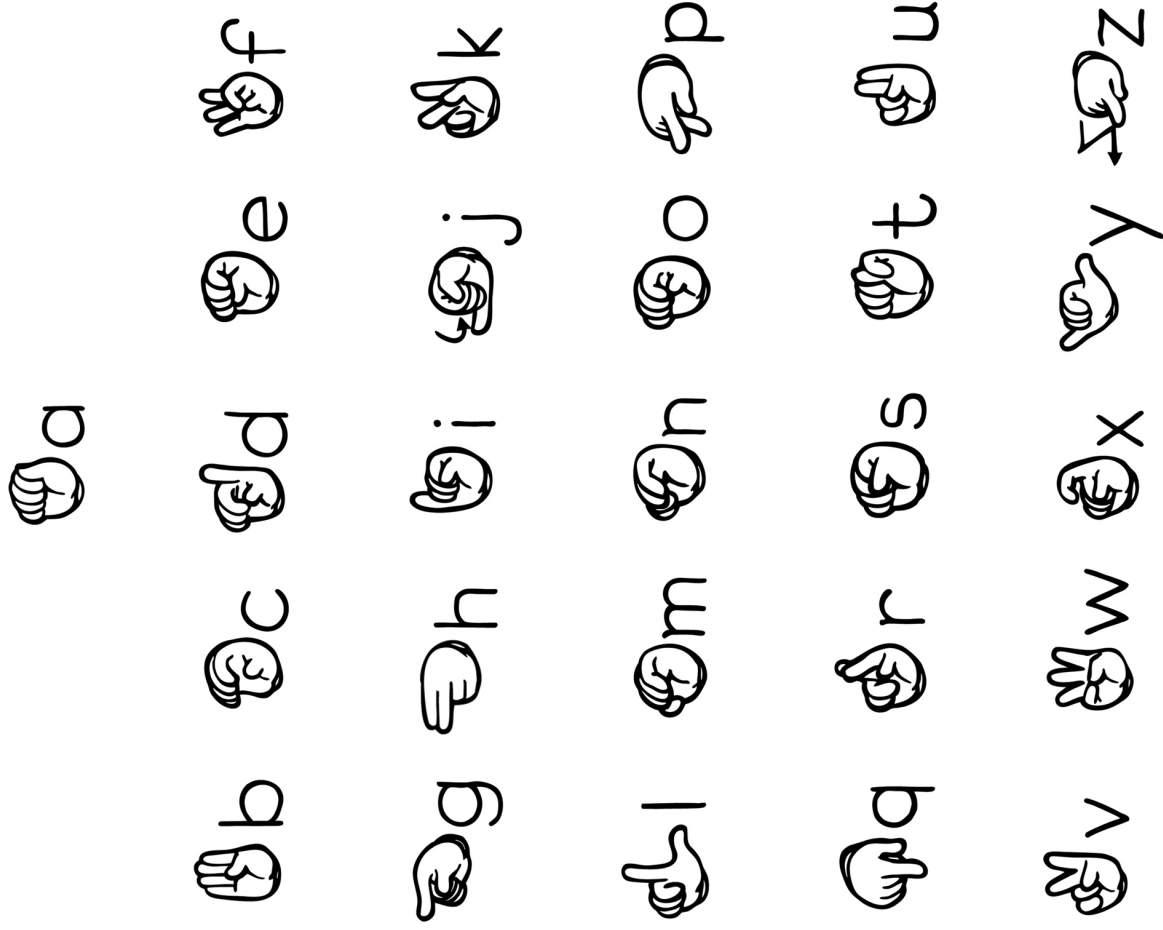
ASL Folder

(Your Name)



DAWN·SIGN
·KIDS.

The American Manual Alphabet



The Boy Who Cried Wolf Character Masks



INSTRUCTIONS:

Cut out each mask and the eye holes. Attach popsicle sticks or attach strings to each side of the masks. Great for role play, story retelling, and creative fun.



SMALL ONE



VLOGGER



WOLF



JUICE MAKER

The Boy Who Cried Wolf Small One Mask



INSTRUCTIONS:

Cut out the mask and eye holes. Attach the mask to a popsicle stick or attach strings to each side of the mask. Great for role play, story retelling, and creative fun.



The Boy Who Cried Wolf Vlogger Mask



INSTRUCTIONS:

Cut out the mask and eye holes. Attach the mask to a popsicle stick or attach strings to each side of the mask. Great for role play, story retelling, and creative fun.



The Boy Who Cried Wolf Wolf Mask



INSTRUCTIONS:

Cut out the mask and eye holes. Attach the mask to a popsicle stick or attach strings to each side of the mask. Great for role play, story retelling, and creative fun.



The Boy Who Cried Wolf Juice Maker Mask



INSTRUCTIONS:

Cut out the mask and eye holes. Attach the mask to a popsicle stick or attach strings to each side of the mask. Great for role play, story retelling, and creative fun.




NAME : _____

The Boy Who Cried Wolf Maze



INSTRUCTIONS:

Help Small One find Wolf.



NAME: _____

The Boy Who Cried Wolf



INSTRUCTIONS:

Match the English word to the correct ASL sign from "The Boy Who Cried Wolf."

SECRET

RESPONSIBILITY

WATCH

WORK OUT

EQUAL



NAME: _____

The Boy Who Cried Wolf



INSTRUCTIONS:



Match the English word to the correct ASL sign from The “Boy Who Cried Wolf.”

CELEBRATION

ALARM

SUPPORT

PATIENCE



NAME: _____

The Boy Who Cried Wolf



INSTRUCTIONS:



Match the English word to the correct ASL sign from "The Boy Who Cried Wolf."

SPIRIT

MISTAKE

STOP

RELY



NAME: _____

The Boy Who Cried Wolf

ASL & English Match



INSTRUCTIONS:

Draw a line from the English word on the left to the matching fingerspelled ASL word on the right.

equal



responsibility



support



patience



spirit



celebrate



NAME: _____



The Boy Who Cried Wolf

Wordsearch

INSTRUCTIONS:

Search for the words provided below in the wordsearch.

M	I	S	T	A	K	E	A	N	N	E	R	R	V
S	C	Y	W	Y	A	S	L	M	C	Q	A	A	S
U	P	U	A	L	H	T	A	W	O	U	I	H	T
P	A	Y	T	S	E	C	R	E	T	A	R	O	W
P	T	E	C	V	R	X	M	D	N	L	P	R	K
O	I	A	H	O	N	J	E	E	N	R	E	L	Y
R	E	S	P	O	N	S	I	B	I	L	I	T	Y
T	N	L	E	I	S	C	H	R	I	L	U	N	O
K	C	S	P	I	R	I	T	N	U	P	W	U	E
T	E	X	C	I	T	E	D	B	E	Z	H	K	A
C	E	L	E	B	R	A	T	E	O	N	T	E	I
N	T	A	D	E	T	K	V	E	S	T	O	P	R

~~MISTAKE~~ - EQUAL - SUPPORT - WATCH

SECRET - ALARM - PATIENCE - RELY - EXCITED

SPIRIT - CELEBRATE - STOP - RESPONSIBILITY

NAME : _____




The Boy Who Cried Wolf

Fingerspelling Search

INSTRUCTIONS:

Search for the words provided below in the wordsearch.



RESPONSIBILITY - EQUAL - SUPPORT - WATCH

SECRET - ALARM - PATIENCE - MISTAKE - RELY - EXCITED

SPIRIT - CELEBRATE - STOP

NAME: _____



The Boy Who Cried Wolf

INSTRUCTIONS:

Discuss with your class or family about "The Boy Who Cried Wolf."

● What is the lesson or moral of "The Boy Who Cried Wolf?"

● Who is a person you rely on?



● Why do all of us make mistakes?

● Have you ever made a mistake and done something to fix the situation?
How did you make it work out?

Draw a picture of what being brave means to you.

The Boy Who Cried Wolf

"I'M SORRY" Coloring Page



INSTRUCTIONS:

Color the picture of Small One and answer the questions below about saying "I'm sorry."



In the story, The Boy Who Cried Wolf, Small One signs "I'm sorry" for his mistakes.

Why is saying, "I'm sorry" so important?

Have you experienced making a mistake before, then saying you are sorry?

How did saying, "I'm sorry" help the situation.


NAME: _____

The Boy Who Cried Wolf Crossword Puzzle



INSTRUCTIONS:

Use the clues on the "Crossword Clues" page to help solve the puzzle.



equal stop responsibility support rely watch secret
excited alarm spirit patience mistake celebrate

NAME : _____

The Boy Who Cried Wolf Crossword Clues



INSTRUCTIONS:

Use these clues to help solve the Crossword Puzzle.

1. Small One needed to pull a rope when he was sure he saw Wolf. This would start the _____.
2. Small One accidentally set off the alarm when he fell asleep. He made a _____.
3. The Juice Maker knows what is in the juice. It is her family's _____ recipe.
4. The townspeople share everything with each other. They see each other as _____.
5. Small One didn't see Wolf, but pulled the alarm by mistake. He ran to town to tell them to _____.
6. (DOWN) Small One was so nervous about doing a good job he couldn't sleep.
He knew it was his _____.
6. (ACROSS) The town depended on Wolf to sell their juice.
The townspeople had to _____ on Wolf.
7. Everyone hoped Small One would be successful watching for Wolf.
They offered Small One their _____.
8. Small One was too excited the first time he pulled the alarm.
After that, he knew he needed _____.
9. The people of the town were excited about the celebration.
The town's decorations showed their _____.
10. Wolf said he looks forward to the annual celebration. He is _____ for the celebration.
11. The townspeople throw a big party every year to _____ Wolf's return.
12. Small One used a telescope at the Lookout to _____ for Wolf's arrival.

NAME: _____



The Boy Who Cried Wolf

INSTRUCTIONS:

Color the petals by following the color codes.

STOP = RED

SPIRIT = BLUE

SUPPORT = PURPLE

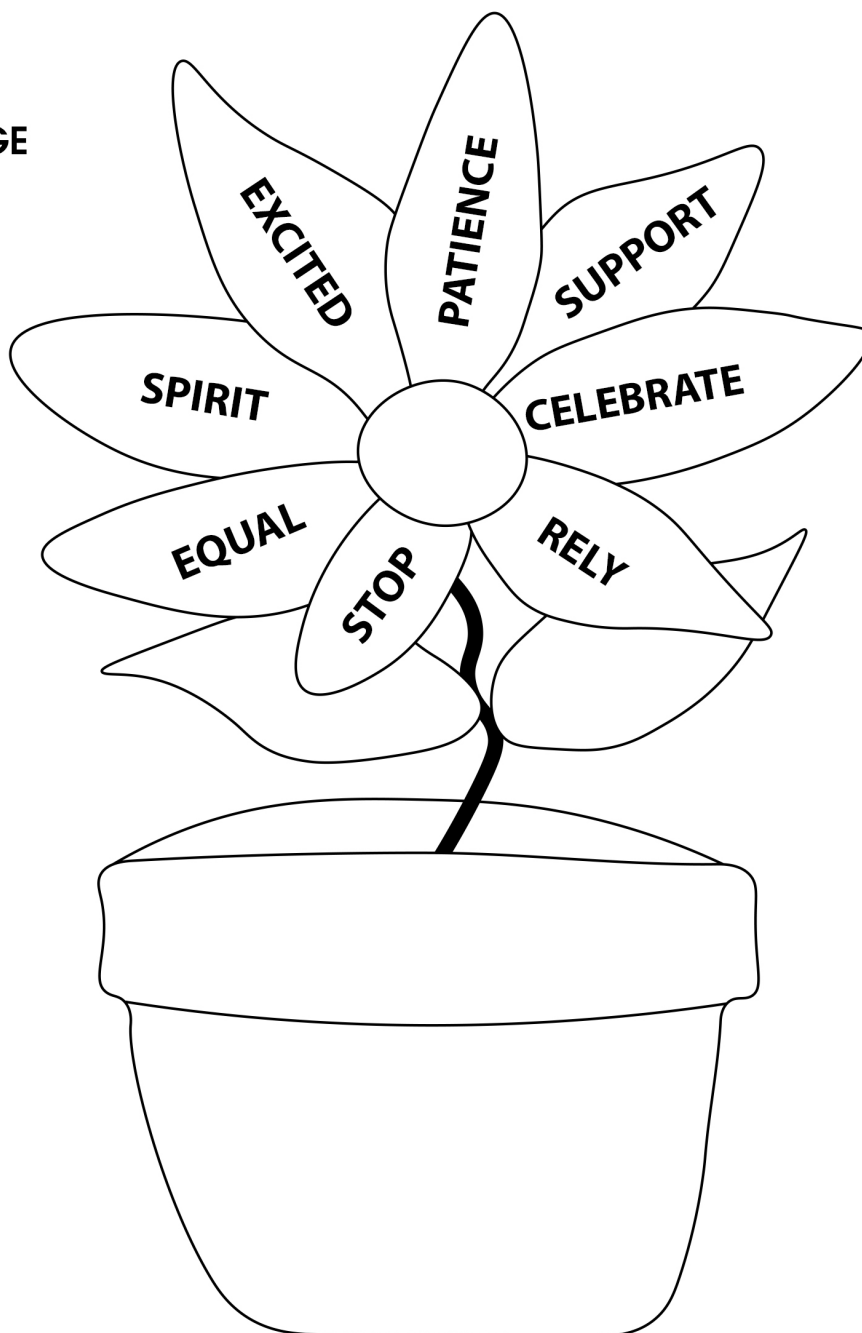
CELEBRATE = ORANGE

EQUAL = YELLOW

PATIENCE = GREEN

RELY = BROWN

EXCITED = PINK



Choose the color from your favorite word to color the flower pot.

NAME: _____

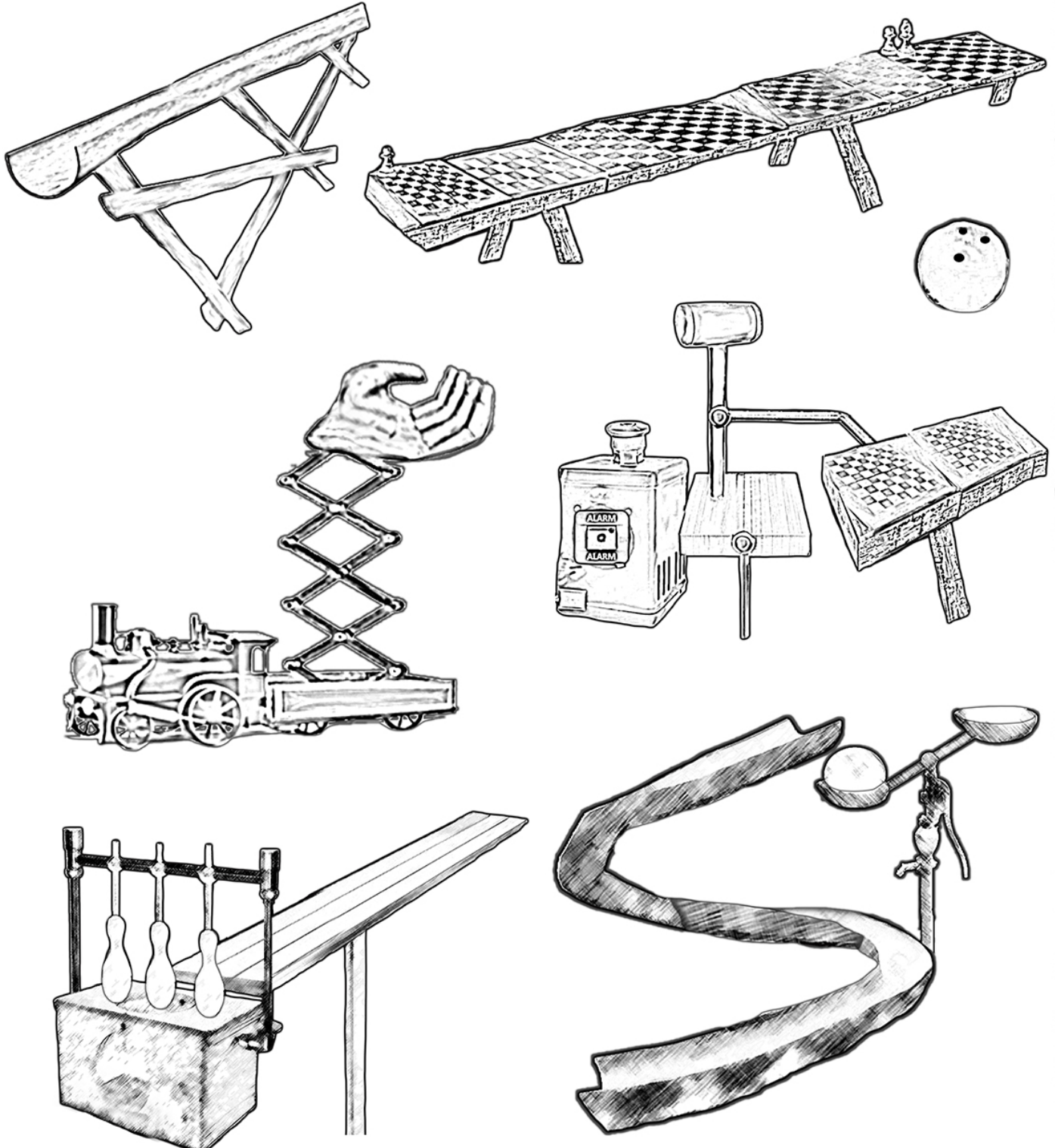


The Boy Who Cried Wolf

Design Your Own Alarm

INSTRUCTIONS:

Color and cut out the pieces of the alarm.
Now, use your creativity to make your own alarm.



The Boy Who Cried Wolf ASL & English Mat



INSTRUCTIONS:

After printing out the mat, laminate it.
Use it as a place mat during snack and meal time.

The Boy Who Cried Wolf

FUN SIGNS



Workout



Excited



Secret



Alarm



Patience



Mistake



Stop



Spirit



Celebrate

The Boy Who Cried Wolf


FUN SIGNS



Workout



Excited




Secret



Alarm



Patience



Mistake



Stop



Spirit



Celebrate